



**PRODUCT
MANUALS**



Builder Solution US
SECTIONAL GARAGE DOOR

AN5006 Frameless



- 2 (50mm) Non-finger protection aluminum frame section
- Aluminum Finished: Black Powder Coated / Anodized
- Material: 9GA(3.0mm)
- Glass: 1/5" (5mm) black reflective tempered glass
- Insulation Type: No insulation or PU insulation



AN5005 Laminated Frameless

- 2.36" (60mm) Non-finger protection aluminum frame section
- Aluminum Finished: White Powder Coated / Anodized
- Material: 9GA(3.0mm)
- Glass: 1/8"+1/8" (3.2+3.2mm) white laminated tempered glass
- Insulation Type: No insulation or PU insulation



AN5081 Standard

- 2 (50mm) Non-finger protection aluminum frame section
- Aluminum Finished: Customized Powder Coated / Anodized
- Material: 9GA(3.0mm)
- Glass: 1/5" (5mm) black reflective tempered glass
- Insulation Type: No insulation or PU insulation

AN50120 Heavy Duty

- 2 (50mm) Non-finger protection aluminum frame section
- Double wide side frame and bottom profile
- Aluminum Finished: Customized Powder Coated / Anodized
- Material: 9GA(3.0mm)
- 1/5"+1/5" (5mm+5mm) insulated frosted tempered glass
- Insulation Type: No insulation or PU insulation



COLOR OPTIONS

White	Black	Brown	Bronze	Grey	Charcoal



Frame options

Standard Frames AN5081

8ft Wide (2 Panel)



9-12t Wide (3 Panel)



Over 12ft Wide (4 Panel)



Heavy Duty Frames AN50120

8ft Wide (2 Panel)




9-12t Wide (3 Panel)




Over 12ft Wide (4 Panel)



9ft Max Wide



16ft Wide



18ft Max Wide




Glass Options




Clear




White Laminated



Frosted



Black Mirror



Frameless Glass With Insulation



- 2"(50mm) Non-finger protection frame section
- Aluminum Finished: Black Powder Coated / Anodized
- Glass: 1/5" (5mm) black reflective tempered glass
- Steel Thickness: GA 26
- Insulation Type: PU insulation



SN40 Oak

- Triple-layer: steel+insulation+steel
- 1 3/5" (40mm) / 2 (50mm) Non-finger protection panel
- Steel Thickness: GA26
- Insulation Type: PU insulation
- R-Value: R14~R19

Triple-layer garage door panels offer ultimate thermal performance, plus a layer of steel for a finished interior look and added durability. The sealing system between the bottom seal and door surround adds air tightness and prevents heat loss.

COLORS



2"



1 3/5"



8ft Wide



16ft Wide


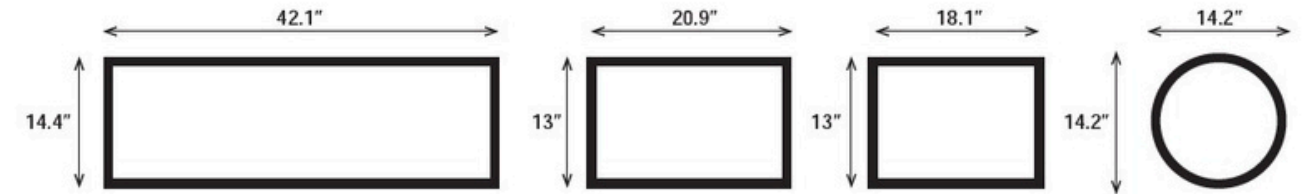


8ft Wide



16ft Wide

Window designs



Wireless Keypad



Push Button



Photocell



Remote Control