






BUILDER SOLUTION US

GLASS&STYLE

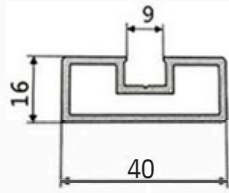
• 0 •



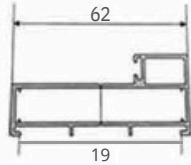




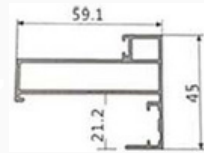
PRODUCT PROFILE PROFILE PICTURE



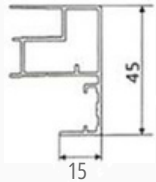
DOOR LEAF(WALL THICKNESS:30MM)



FLAT FRAME(WAU THICKNESS: 1.4MM)



A SINGLE PACKAGE(WAU THICKNESS: 1.4MM)



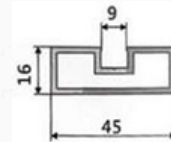
DOUBLE PACK (POSITIVE)
(WALL THICKNESS: 1.4MM)



DOUBLE PACK (PEVERSE SIDE)
(WAU THICKNESS: 1.4MM)

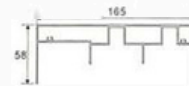
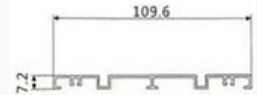
PRODUCT PROFILE PROFILE PICTURE

SLIDING DOOR PROFILE



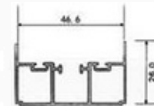
DOOR LEAF(WMJ, TriaMF.ir.s: 4)

Am



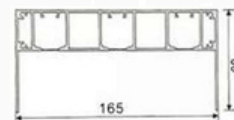
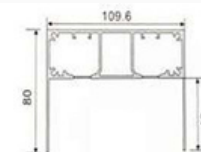
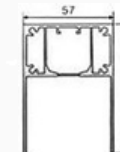
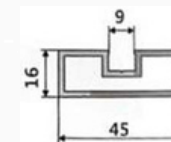
0.3

THREE | FOUR UNICAGE ON THE TRACK
(WALL THICKNESS: 1.4MM)



CLOSURE WITH LOCK
(WNLNc:IVT:SS: 14101N)

HANGNG RAIL PROFILE



BORDERS CAN BE COLORED



Sim enamel white

Porcelain swml1W1g black

BORDERS CAN BE COLORED



W1tfagin

Sklnenamefwhite

Porcelain swwnming bled<

1 tl VERY NARROW LOCK



VERY BARRIW HINGE



1 tl VERY NARROW LOCK



RSF

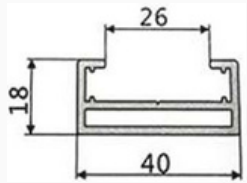
18 EXTREMELY NARROW SERIES

RSF

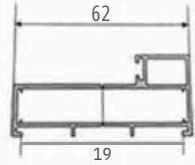
18 EXTREMELY NARROW SERIES



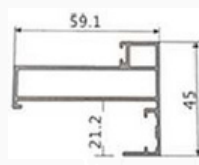
PRODUCT PROFILE PROFILE PICTURE



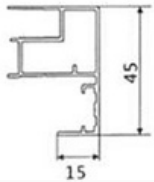
DOOR LEAF (WALL THICKNESS: 2.0MM)



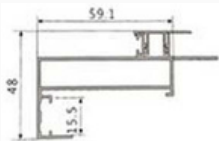
FLAT FRAME (WALL THICKNESS: 4MM)



A SINGLE PACKAGE (WALL THICKNESS: 4MM)



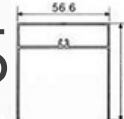
OVERBLEED PACK (POSITIVE)
(WALL THICKNESS: 1.4MM)



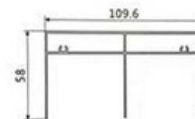
OVERBLEED PACK (REVERSE)
(WALL THICKNESS: 1.4MM)

PRODUCT PROFILE PROFILE PICTURE

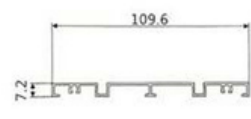
SLIDING DOOR PROFILE



DOOR LEAF (WALL THICKNESS: 2.0MM)



SINGLE TRACK (NUT AND BOLT DIM)



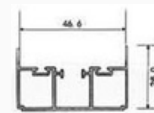
PUSH AND PULL THE LOWER RAIL



THREE LOWER LINKAGE ON THE TRACK
(WALL THICKNESS: 1.4MM)



03




CLOSURE (WALL THICKNESS: 1.4MM)

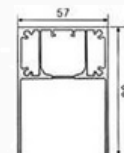


DOOR LINE
(WALL THICKNESS: 1.4MM)

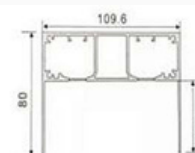
HANGING RAIL PROFILE



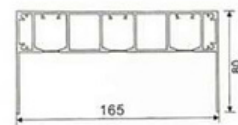
DOOR LEAF (WALL THICKNESS: 2.0MM)



SINGLE HANGING RAIL
(WALL THICKNESS: 2.0MM)



DOUBLE HANGING RAIL
(WALL THICKNESS: 2.0MM)



THREE HANGING RAIL
(WALL THICKNESS: 2.0MM)

BORDERS CAN BE COLORED



Skin enamel white

Poft IW

BORDERS CAN BE COLORED



Wihgin

Skin enamell.te

16 VERY NARROW LOCK



VERY BARRIW HINGE



16 VERY NARROW LOCK



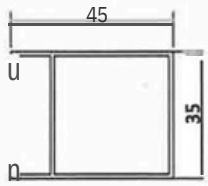


Builder Solution US

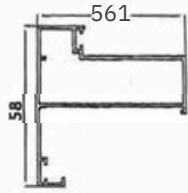


PRODUCT PROFILE PROFILE PICTURE

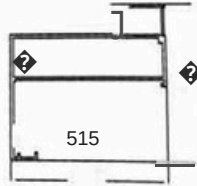
1.2MM SWING DOOR PROFILE



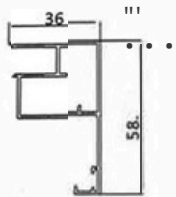
DOOR LEAF (WALL THICKNESS: 1.15MM)



POSITIVE PACKAGE (WALL THICKNESS: 2MM)



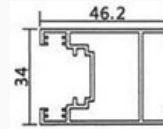
REVERSE PACKAGE | BACK FRAME (WALL THICKNESS: 1.2MM)



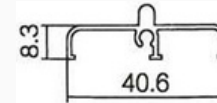
DOUBLE POSITIVE (WALL THICKNESS: 1.2MM)

PRODUCT PROFILE PROFILE PICTURE

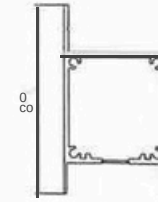
1.2MM SLIDING DOOR PROFILE



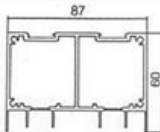
DOOR LEAF (WALL THICKNESS: 2MM)



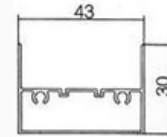
SINGLE GROUND RAIL (WALL THICKNESS: 1.2MM)



SINGLE LIFTING RAIL (WALL THICKNESS: 2.0MM)



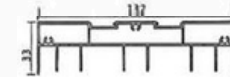
TWO RAIL LIFTING RAIL (WALL THICKNESS: 1.1MM)



MONORAIL BORDER (WALL THICKNESS: 1.0MM)




TWO TRACKS ON THE TRACK (WALL THICKNESS: 1.1MM)




THREE-TRACK (WALL THICKNESS: 4MM)




IN-TRACK LOW RAIL (WALL THICKNESS: 1.3MM)



TWO RAIL SIDE SEAL (WALL THICKNESS: 1.0MM)



THREE-TRACK LOWER RAIL (WALL THICKNESS: 1.4MM)



THREE RAIL SIDE SEAL (WALL THICKNESS: 1.15MM)

36



DOOR POCKET LINE (WALL THICKNESS: 1.1MM)

1.2MM BORDERS CAN BE COLORED



taupe

yellow

black

CuM blue



dark brown

dark grey

wood grain

1.2MM BORDERS CAN BE COLORED



taupe

yellow

black

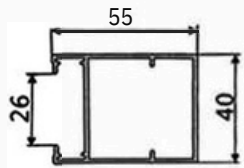
CuM blue



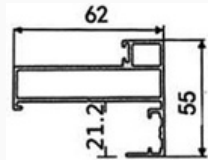
dark brown

PRODUCT PROFILE PROFILE PICTURE

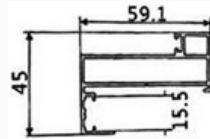
1.4MM SWING DOOR PROFILE



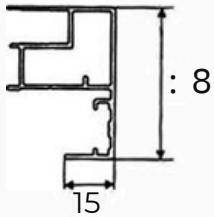
DOOR LEAF (WALL THICKNESS: 2.0MM)



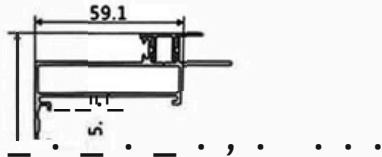
A SINGLE PACKAGE (WALL THICKNESS: 1.4MM)



FANBAO (WALL THICKNESS: 1.4MM)



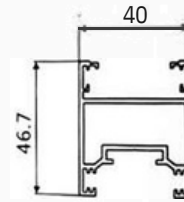
DOUBLE PACK (POSITIVE)
(WALL THICKNESS: 1.4MM)



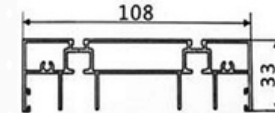
DOUBLE PACK (PEVEK-SE SIOE)
(WALL THICKNESS: 1.4MM)

PRODUCT PROFILE PROFILE PICTURE

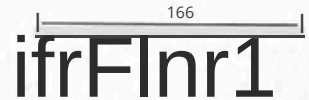
1.4MM SLIDING DOOR PROFILE




DOOR LEAF (WALL THICKNESS: 1.4MM)



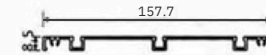
TWO TRACKS ON THE TRACK
(WALL THICKNESS: 1.3MM)



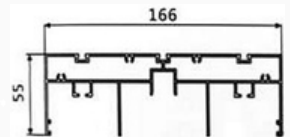
THREE-TRACK
(WALL THICKNESS: 1.4MM)



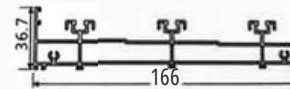
TWO-TRACK LOWER RAIL
(WALL THICKNESS: 1.3MM)



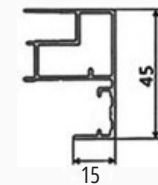
THREE-TRACK LOWER RAIL
(WALL THICKNESS: 1.4MM)



THREE LINKAGES ON THE TRACK
(WALL THICKNESS: 1.4MM)



THREE-TRACK WATER BLOCKING HIGH RAIL
(WALL THICKNESS: 1.4MM)



DOOR LINE
(WALL THICKNESS: 1.4MM)

1. 4MM BORDERS CAN BE COLORED



Orange



Light Yellow



Black



Pink



Olive Green



Grey



Brown

© 2020 Builder Solution US

1.4MM BORDERS CAN BE COLORED



Dark Brown



Light Yellow



Black

© 2020 Builder Solution US

45 NARROW-EDGED LOCK




45°
NARROW-EDGED LOCK



45°
NARROW-EDGED LOCK

VERY BARRIW HINGE



VERY
BARRIW HINGE

45 NARROW-EDGED LOCK



THE PULLEY ACCESSORIES

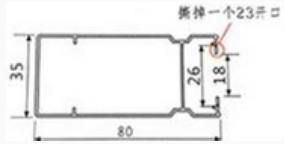




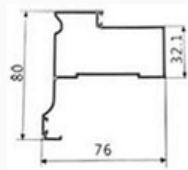
Builder Solution US



PRODUCT PROFILE PROFILE PICTURE



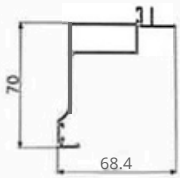
DOOR LEAF(WALL THICKNESS: 1.0MM)



A SINGLE PACKAGE(WALL THICKNESS: 1.0MM)



DOUBLE PACK (POSITIVE)
(WALL THICKNESS: 1.0MM)

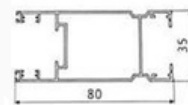


DOUBLE PACK (REVERSE SIDE)
(WALL THICKNESS: 1.0MM)

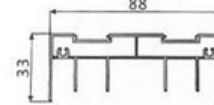
PRODUCT PROFILE PROFILE PICTURE

推拉门型材

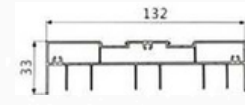
SLIDING DOOR PROFILE



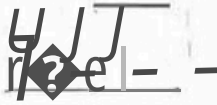
DOOR LEAF(WALL THICKNESS: 1.0MM)



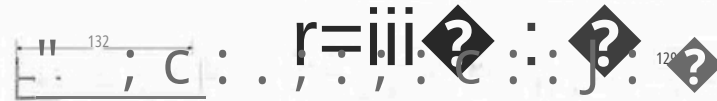
TWO TRACKS ON THE TRACK
(WALL THICKNESS: 1.0MM)



THREE ON THE RAIL TRACK
(WALL THICKNESS: 1.2MM)



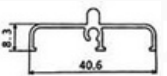
TWO RAIL EDGE-SEALING
(WALL THICKNESS: 1.0MM)



THREE-TRACK SIDE SEAL ON THE TRACK
(WALL THICKNESS: 1.2MM)

TWO-TRACK LOWER RAIL
(WALL THICKNESS: 1.0MM)

THREE-TRACK GROUND RAIL
(WALL THICKNESS: 1.3MM)



SINGLE TRACK
(WALL THICKNESS: 1.0MM)



TWO-TRACK WATER-RETAINING
GROUND RAIL(WALL THICKNESS: 1.1MM)



THREE-TRACK WATER RETAINING
RAIL(WALL THICKNESS: 1.2MM)



DOOR LINE
(WALL THICKNESS: 1.0MM)

HANGING RAIL PROFILE



DOOR LEAF(WALL THICKNESS: 1.0MM)



SINGLE HANGING RAILS
(WALL THICKNESS: 2.0MM)

88



DOUBLE HANGING RAIL
(WALL THICKNESS: 2.0MM)

1. OVERY NARROW LOCK



VERY BARRIW HINGE



1. OVERY NARROW LOCK



THE PULLEY ACCESSORIES



BORDERS CAN BE COLORED



c;,i;atWalGrey

Whim Ook

E.ieetNpiIOffctamr,agne



|||||

fiMtt


BMW^o™

◆insw.11t1fiWIObllick



-Golcl

BORDERS CAN BE COLORED



SkinInamal,...

White 0.It



Elect◆CHUTpllgM



BMW Gold

OrsatWanGay

1.2VERY NARROW LOCK



1.2VERY NARROW LOCK



VERY BARRIW HINGE



THE PULLEY ACCESSORIES





Builder Solution US



PRODUCT PROFILE PROFILE PICTURE



CU, 2.0mm

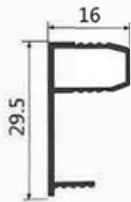
A SINGLE GLASS LIGHT
(WALL THICKNESS: 2.0MM)

DOUBLE GLASS LIGHT
(WALL THICKNESS: 2.0MM)

LS PACKAGE BOX
(WALL THICKNESS: 1.2MM)

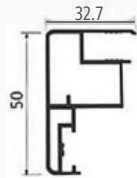
ANTI-WALL BREAD

ANTI-WALL BREAD
(WALL THICKNESS: 1.5MM)



FANBAO SLOT

FANBAO SLOT
(WALL THICKNESS: 2.0MM)

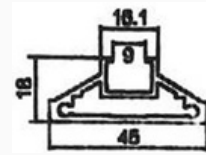


COVER THE WALL
(WALL THICKNESS: 2.0MM)

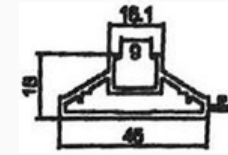


GUSSET PLATE
(WALL THICKNESS: 2.0MM)

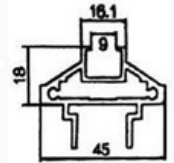
PRODUCT PROFILE PROFILE PICTURE



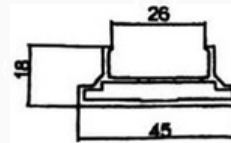
A SINGLE GLASS LIGHT
(WALL THICKNESS: 2.0MM)



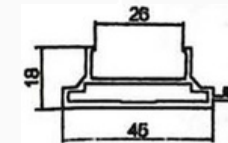
GOUCIGUANG
(WALL THICKNESS: 2.0MM)



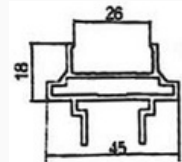
LIP AND DOWN
(WALL THICKNESS: 2.0MM)



A SINGLE GLASS LIGHT
(WALL THICKNESS: 2.0MM)



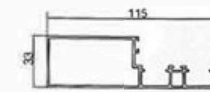
GOUCIGUANG
(WALL THICKNESS: 2.0MM)



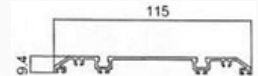
LIP AND DOWN
(WALL THICKNESS: 2.0MM)

SLIDING ON THE SECOND RAIL

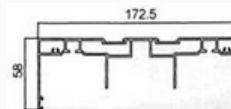
SLIDING ON THE SECOND RAIL
(WALL THICKNESS: 1.2MM)



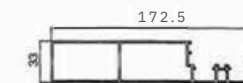
SECONDARY RAIL SIDE SEAL
(WALL THICKNESS: 1.4MM)



LOWER RAIL OF SECONDARY RAIL
(WALL THICKNESS: 1.4MM)



THREE RAIL UP SEAL
(WALL THICKNESS: 1.4MM)



THREE RAIL SIDE SEAL
(WALL THICKNESS: 1.4MM)



THREE TRACK LOWER RAIL
(WALL THICKNESS: 1.4MM)

BORDERS CAN BE COLORED



skin enamel 'tfo1e

Poro&laln sw'mminCJ black

• • • • ,

BORDERS CAN BE COLORED



Range 'l'hrte

Potc::aaln swimming black<

Porallta.r. SWIMlling aah

07NARRPW EDGE SEROES SERIES LOCKS



07 NARROW MARGIN SEIES HINGE



07NARRPW EDGE SEROES SERIES LOCKS



THE PULLEY ACCESSORIES





▶ VERY NARROW SLIDING FLAT DOOR

BE MINIMALIST AND ENJOY THE RIGHT LUXURY LIFE, IMAGINE THE QUALITY FLAT DOOR




▶ TRACKLESS SLIDING DOOR

BE MINIMALIST AND ENJOY THE RIGHT LUXURY LIFE, IMAGINE THE QUALITY FLAT DOOR




▶ CUSTOMER NARROW FLAT DOOR

CUSTOMIZED SLIDING DOOR OFFER NARROW SLIDING DOOR WITHOUT LOSING THE CONTOUR



▶ GROUP 11 RAIL SLIDING DOOR


THE LIGHT SWITCHES FREELY HIGH LEVEL OF APPEARANCE AND PANORAMIC VIEW COFFIN







COI'P,R SIRIP, SLIJJING 1100

CR[•ATT A I IGH T •VJD LUXURIOUS
I'[RSO'IAI 1/rD]lf[FOR YOU WIH
BRIGHT SPAC[ANO COI,lrORT",BL[
[NJOYMEF;T







CUSTOM 07 VIRY NARROW FLAT DOOR




LIC.Hr LUXURY STYL I XI'ERIFN(("11NIMALISM 11: IF FRAMF IS NARROWER AND MORE DELICATE



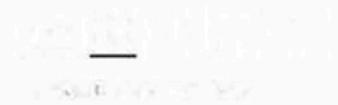
'VARIEI) Of 51YI!S C◆N BI (US10\,11IID

II', I IMIIfD SPA(E TO C:REATF MORE POSSIBILITIS,LIFE IS WORTI IY Dr EXPECTATION










IT'S NOT JUST ABOUT APPEARANCE
IT'S ALSO ABOUT STRENGTH
EVERY DOOR IS A LANDSCAPE










CUSTOM-MADE CLAMPED SLIDING DOOR




THE MINIMALISM
OF THE PERFECTIONIST
LIFE IS A CONVICTION





A DOOR, AMAZING HOME EUROPEAN-STYLE
SIMPLICITY,CALM AND LOW-KEY CONNOTATION

WHEN THE HEART AND NATURE ARE TOGETHER,WE WILL ALWAYS BE AT PEACE,
WHICH IS WHAT MODERNPEOPLE ARE STRIVING FOR



52 NARROW EDGE FIT DOOR


NARROW-EDGE DESIGN LOOKS
VIRTUALLY IDENTICAL TO
HIGH PERFORMANCE AND SITHR





SLIDING DOOR WITH NARROW FRAME

IMPROVE THE STYLE OF YOUR HOME. IS
WILLING TO BRING YOU A
COMFORTABLE HOME.





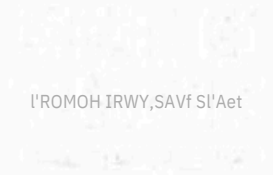




Tt\STI SI...PLE,ESJfDY

M'IIMALIS 1 ARI fxQI,ISITI LIFE

INJECT VITALITY INTO QUALITY LIFE



I'ROMOH IRWY,SAVf SI'Aet




SMI\l EN00WM[Ni fMO11ONAI
APPL-\,MAKE TIIE EGO SPACE [IIAT
GIVES RHAX[D AS.D COMIORFABLE







Diffi  _____



TRANSITION

REDEFINE THE SPACE TRANSFORMATION

111 E COIORS ARE (AR[FULL Y
MODULATED TO CREATE
LXQUISITE COLORS



KIDItI"INC..SPAC[TRANSIO KMAIIO'S

NIQUE CRAFTSMINSHIP,
SELECTION OF IIIIGII QUALITY
ACCESSORIES

